Tin is le Tu r

A staff notation (B A G) approach
to teaching the Tin Whistle

www.whistlealong.com & *www.otb.ie/music*

Review Copy

ng

© J. & M. Ryng 2012

CD & DVD also available

Furt er publications in t is series

'Whistle Awhile' (tin-whistle tutor, tonic solfa approach)
'Recorder Rules' (tutor for descant recorder)
'Melodies in D' - a collection of music pieces suitable for individual, class and band work for tin-whistle, recorder, violin, melodica etc (in key D).
'Strum Along 1 & 2 Guitar Tutors'

www.whistlealong.com

Julie Ryng

Phone: 086 8370134

Email: whistlealong@eircom.net

Review Copy

I i

Whistle Along is a tin whistle tutor aimed at complete beginners. It teaches the rudiments of playing the tin whistle in the Key of D, and is especially useful for younger beginners, and for classroom instruction.

Whistle Along is a companion to ***Whistle a While***, a tutor which teaches tin whistle using the Tonic Solfa method, and which has been popular in Irish schools for many years. This latest book uses a Staff Notation approach, and has been prepared as a result of requests and feedback from teachers and musicians all over Ireland and further afield.

We hope you enjoy this collection of tunes, and that you have fun playing the tin whistle.

Review Copy

’s ’s i st

♬ This tutor uses a tin whistle in the Key of D.

♬ Choose a good tin whistle. Your local music supplier will advise you.

♬ If you are playing in a school group or band, the tone will be better if everyone uses the same brand of whistle.

♬ If there is a detachable mouthpiece on your tin whistle, make sure that it is fully pushed down on the whistle - this will affect the tuning.

♬ Do keep the whistle clean. Wash if frequently in cold or tepid water. You may use a little wash up liquid, but avoid very hot water.

♬ Don’t play any other person’s whistle, or do not allow anyone to play yours.

♬ Don’t play the whistle just after eating

♬ Do use the correct hands - remember that the left hand always goes on top.

♬ Don’t overblow - this alters the pitch.

♬ Do watch your posture. Stand or sit upright

♬ Do use a music stand if possible.

♬ Do remember to practice regularly - practice makes perfect.

♬ Do listen to some recordings of good tin whistle players, so you will hear how versatile the instrument really is.

♬ Do enjoy your music making

Review Copy

B

Hold your tin whistle with the left hand on top, near your mouth. Cover the top hole with your pointing finger. Use your finger pad, not the tip. Put the whistle between your lips, but do not bite it. Gently blow into the whistle, blowing

L1

ow into the whistle, blowing
your mouth, using your
e first note, B. Practise playing
venly, and don't overblow.

You say 'ta' for each crochet.

You say 'ta-a' for a minim.

ats. You say 'ta-a-a-a' for a

get a half beat each. You say 'ti-ti'

ıich uses only the note B. Clap the



Review Copy

A a

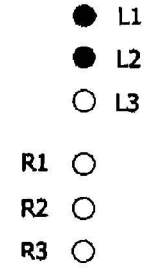

When you have mastered the note B, the next note is easy to play. It is called A. You just cover the next hole with the middle finger of your left hand. Use the pads of your fingers, not your finger tips. If you get a funny sound, it is probably because some air is getting in. Begin with B again, and then put down the finger for A again. Practice until you can play these two notes smoothly, and then try Siren Song.

Review Copy

S r S





L1
L2
L3

R1
R2
R3

When you have mastered the note B and A, it is time to try G. Cover the next hole with the ring finger of your left hand, as in the diagram.

Practice playing B, A and G slowly and carefully. When you can play these well, it is time to play a tune using these three notes. Clap and say the rhythms first.



Review Copy

SS S

Review Copy





A ***Waltz*** is a piece of music which has three beats in each bar. It was a very popular dance in Vienna. Johann Strauss wrote many waltzes. Listen to some of his waltz music.

A ***March*** has a very strong beat, usually grouped in twos or fours. You should be able to feel the left-right-left-right pattern. Listen to some march music.

Review Copy

#

R1 ●
R2 ○
R3 ○

S

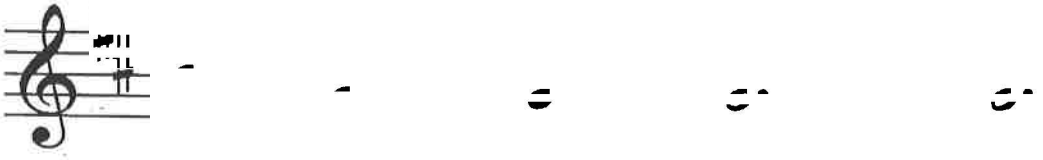

Review Copy

E s s

Review Copy

Review Copy

S

Review Copy

S

Review Copy

#

Now you are ready to play C# (Say 'C Sharp' or 'Cis').

L1
L2
L3

This is an easy note to play – just lift all your fingers. Remember to support your whistle with your thumbs.

R1
R2
R3

The Tea Waltz was specially composed to introduce this note.

(2)

(2)

Review Copy

i

To play High D, you place all your fingers as for D, but raise the pointing finger of the left hand.

L1
L2
L3

Practice playing this until you can do it smoothly, and then try Row Your Boat, which uses High D

R1
R2
R3

Review Copy

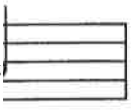

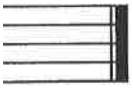

Now that you have learned all the notes in the scale of D, you are ready to continue with tunes which contain the high notes E', F#', G' and A'. These notes are found in exactly the same way as the lower notes of the same name, but you will need to blow a little harder to make the note jump an octave. You will soon master the technique and will be able to play all the rest of the tunes in this book. Happy Whistling!

Review Copy

Sc

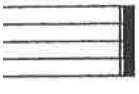

S y s



Review Copy

Review Copy

’s y



3

Review Copy

SS

Review Copy

g as o

Review Copy

’ ’S, S

Review Copy

S c

Review Copy

S T

Review Copy

Review Copy

r



Review Copy

Review Copy

Review Copy

Review Copy

Review Copy

(2)

(2)

Review Copy

F

Review Copy

COM OSE YOUR OWN T N

Review Copy

COM OSE YOUR OWN TUNE

Review Copy

HOT CROSS BUNS

Hot cross buns,
Hot cross buns,
One a penny,
Two a penny,
Hot cross buns.

MARY HAD A LITTLE LAMB

Mary had a little lamb,
little lamb, little lamb,
Mary had a little lamb,
His fleece was white as snow,
and everywhere that Mary went...
the lamb was sure to go
He followed her to school one day...

ghed and played

PEASE PU

Pease pud
Pease pud
Pease pud
Nine days

THIS OLI

This old n
He played
He played
With a nic
Give the c
This old n

In subseq
change to
two..shoe
three...kn
four...doo
five...hive
six...stick
seven...he
eight...gat
nine...line
ten...hen

TWINKLE

Twinkle t
How I wo
Up above
Like a dia
Twinkle t
How I wo

Review Copy

SILENT NIGHT

Silent night, Holy night,
All is calm, all is bright;
Round yon virgin mother and child,
Holy infant so tender and mild,
Sleep in heavenly peace,
Sleep in heavenly peace.

Silent Night, Holy night,
Shepherds quake at the sight;
Glories stream from heaven afar,
Heavenly hosts sing Alleluia.
Christ the Saviour is born!
Christ the Saviour is born!

Silent Night, Holy Night,
Son of God, loves pure light;
Radiance beams from thy holy face,
With the dawn of redeeming grace,
Jesus Lord, at thy birth (repeat)

SALLY GARDENS

Down by the Sally gardens,
My love and I did meet.
She passed the Sally gardens
With little snow white feet.
She bid me take love easy
As the leaves grow on the trees
But I being young and foolish,
With her did not agree.

In a field down by the river
My love and I did stand.
And on my leaning shoulder
She laid her snow white hand.
She bid me t
As the grass weir,
But I was young and foolish,
And now I am full of tears.

SPANCIL HILL

And I followed with the wind,
When next I came to anchor at
The cross of Spancil Hill

It being on the 23rd of June
The day before the fair.
And Ireland's sons and daughters and
crowds assembled there.
The young the old,
The brave the bold
Came their duty to fulfil
At the parish church at Clooney,
A mile from Spancil Hill

BRAHM'S Y

Sleep my little one sleep,
Fond vigil I keep,
Lie warm in thy nest,
By moonbeams caressed.
When the morn tints the sky,
God will bid thee arise,
When the morn tints the sky,
God will be thee arise.

Holy angels abide,
All night by thy side,
In dreams they unfold,
Heaven's portals of gold.
When the dawn peepeth through,
God will wake thee anew,
When the d n peepeth through,
God will wak thee anew.

JOY TO THE WORLD

Joy to the world,
The Lord is come.
Let Earth receive her King!
Let every heart,
Prepare Him room.
Let heaven and nature sing,
and heaven and nature sing,
Let heaven, heaven and nature sing.

He rules the world with truth and love,
And makes the nations prove,
The glory of his righteousness,
And wonders of His love,
And wonders of His love,
And wonders, wonders of His love.

Review Copy

AMHRÁN NA BHFIANN

Sinne Fianna Fáil,
Atá faoi gheall ag Eireann,
Buionn dár slua,
Thar toinn do 'ráinig chugainn.
Faoi mhóid bheith saor,
Sean tír ár sinear feasta,
Ní fagfar faoi'n tiorán ná faoi'n tráll.
Anocht a théim sa bhearna bhaoill,
Le gean ar Gheail chun báis nó saol,
Le gunna scréach, faoi lámhach na bpiléar,
Seo libh canaigh Amhrán na bhFiann

EDELWEISS

Edelweiss, Edelweiss, Every morning you greet me,
Small and white, Clean and bright,
You look happy to meet me.
Blossom of snow, may you bloom and grow,
Bloom and grow forever.
Edelweiss, Edelweiss, Bless my homeland forever.

BOG BRAON

Bog braon, bog braon,
bog braon don tseanduine,
Bog braon 's blais féin,
's bog deoch don tseanduine.

Cuir a chodh-la, cuir a chodh-la, cuir a chodhla an sean-duine,
Cuir a chodh-la 'gus ni a chosa agus bog deoch don tsean duine.
Curfa

Ubh chirce, ubh chirce
Ubh chirce don tsean duine
Ubh chirce 'gus feoil muice
Is é thabhairt don tseanduine
Cuir a chodhla irl.
Curfá

Feoil úr, feoil úr
Feoil úr don tsean duine
Feoil úr 'gus braon súip
Is é thabhairt don tseanduine
Cuir a chodhla irl.

GOING HOME - NEW WORLD SYMPHONY

Going home, going home,
I'm just going home,
Quiet like some still day,
I'm just going home.
It's not far, just close by, through and open door,
Work all done, Cheery bye,
Going to fear no more.
Mother's there expecting me,
Father's waiting too,
Lots of folk gathered there,
All the friends I knew,
All the friends I knew.

Break of day, lights so gay,
Restless dream all gone,
Shadows gone, break of day,
Real life's just begun.
There's no break, there's no end,
Just a leading on,
Wide awake, Near a smile,
Going on and on.

MORNING HAS BROKEN

Morning has broken, like the first morning,
Blackbird has spoken like the first bird.
Praise for the singing, Praise for the morning,
Praise for their springing fresh from the earth.

Sweet the rain's new fall, sunlit from heaven,
Like the first dewfall on the first grass.
Praise for the sweetness of the wet garden,
Sprung in completeness where His feet pass.

Mine is the sunlight, mine is the morning,
Born of the one light Eden saw play,
Praise with elation, praise every morning,
God's creation of the new day.

Review Copy

CD Track List

1 Bee Song
2 Siren Song
3 BAG Tune
4 Hot Cross Buns
5 Shepherd Song
6 BAG Waltz
7 BAG March
8 The Fis Waltz
9 Follow Me
10 Pease Pudding Hot
11 Suantraí
12 Mary had a Little Lamb
13 This Old Man
14 Twinkle Twinkle
15 Tea Waltz
16 Row Your Boat
17 Kookaburra
18 Sally Gardens
19 Bog Braon
20 Brahm's Lullaby
21 Edelweiss
22 Morning has Broken
23 The Harp that once
24 Spancil Hill
25 New World Symphony
26 Bonny Bonny Scotland
27 Planxty Irwin
28 Báidín Fheidhlimí
29 Silent Night
30 The First Noel
31 Joy to the World
32 Kerry Polka
33 Amhrán na bhFiann

Review Copy

is A

Tin Whistle Tutor

Whistle Along is a staff notation (B A G) approach to teaching the tin whistle. It presents a carefully graded selection of well known children's favourites, Irish, Folk, Classical and Christmas tunes, which makes for easy progress. Song words are included where possible.

ABOUT THE AUTHOR:

Julie Ryng, A.L.C.M., M.Ed. is a former Primary school teacher and Music tutor with Hibernia College. During her career she has led many tin whistle and mixed bands, choirs and dramatic productions.

WHISTLE ALONG DVD

WHISTLE ALONG AUDIO CD



Cover Design: Rebecca Lemaire

www.whistlealong.com & www.otb.ie/music

ISBN: 9781906926243

Price: €7.50

COPYR GHT NOTICE

All rights reserved. **NO** part of this book may be COPIED, REPRODUCED or ELECTRONICALLY STORED without the written consent of the publisher

9" 781906 " 926243"